

# clinell®

[www.clinell.com](http://www.clinell.com)

## CLEAN INDICATOR RANGE

### Simple and quick

It's easy to see that objects and equipment have been cleaned. By filling in the note/tape the person responsible is also able to leave a clear record.

### Specifically developed

The Clinell Clean Indicator Notes were developed in conjunction with Guy's & St. Thomas' NHS Foundation Trust Infection Control Department.

### Three variations

Clinell Clean Indicators are conveniently available on a roll or in red and green note format – all of which are adhesive.



# CLINELL CLEAN INDICATOR NOTES

Indicator Notes to fill out and attach prior to or after disinfection, to show that the equipment has been or needs to be sanitised.

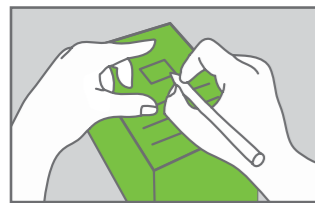


## 'I need to be cleaned'

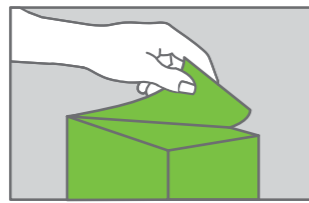
It is not always possible to clean equipment immediately after use and this means that there is a risk of items not being decontaminated between patients. Clinell Clean Red Indicator Notes provide a visible sign that an item must be cleaned before reuse.

## 'I am clean'

After local decontamination has taken place; signed and dated Clinell Clean Green Indicator Notes provide a visible assurance that an item is ready for reuse with another patient.



Clearly tick the 'I am clean/I need to be cleaned' box and write your name, the time and the date in the area provided.



Peel the completed note off the pad.

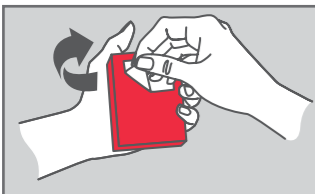


Stick the note to the object or equipment in an easily visible place.

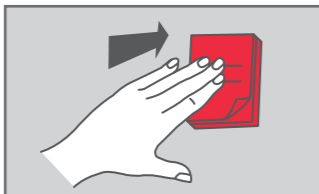


Firmly press/rub the top area of the note to ensure it is properly attached to the object.

## Stick your pads where you need them



Peel off the backing sticker from the reverse of the pack.



Select a clean, dry, accessible wall/surface and firmly press the pad onto it for 10 seconds.

Supplied in boxes of 1000 notes, each containing four pads of 250 notes. Available in both red and green, each has a no-residue adhesive back for attaching to equipment.

# CLINELL CLEAN INDICATOR TAPE

Indicator Tape (self adhesive) to show that equipment has been sanitised. It provides the easiest method of illustrating completed disinfection procedures.



## INCREASED COMPLIANCE

Clinell Clean Indicators were developed for labelling after cleaning, recommended by the Saving Lives Guidelines\*.

## NEW DESIGN

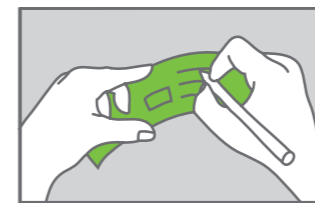
This single use tape cannot be used twice so there is no risk of transference.

## NO DAMAGE TO SURFACES

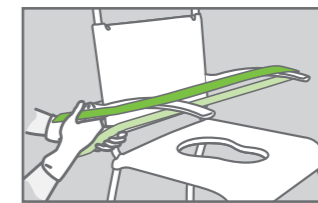
The tape will only adhere to itself (back to back) and no other surface.



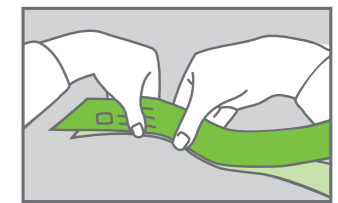
Select a suitable length of tape from the dispenser and tear through the roll so that you have a strip of indicators.



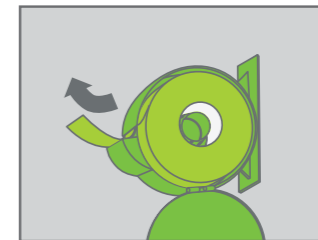
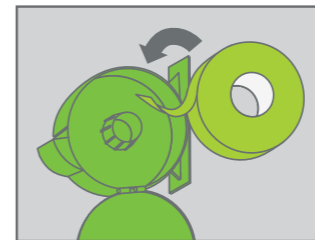
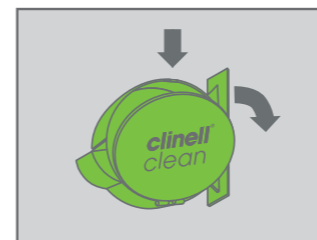
Clearly tick the 'I am clean' box and write your name, the time and the date in the area provided.



Press the two sides of the tape together and rub across the bind the sticky underside.



To join the ends, firmly press the two sides of the tape back to back.



Never have problems with sticky residue again – self adhesive tape only sticks to itself and leaves no residue behind.



Dispensers available free of charge, subject to terms and conditions.

# CLINELL CLEAN INDICATOR RANGE

Helping you conform to NHS  
Saving Lives Initiative 'High  
Impact Interventions No.8'\*



Clinell Clean Indicator range is ideal for  
use on reusable and mobile patient  
contact equipment:

(this list is not exhaustive)

- Commodes
- Hoists
- Thermometers
- Porta nebuliser machines
- I.V drip counters/stands
- Ultrasound equipment
- Blood glucose monitors
- Emergency trolleys
- Pulse oximeter equipment
- Couches/trolleys
- Procedure trolley/tray
- Enteral feeding pumps
- Syringe drivers
- Ecg machines
- Weighing scales
- Bedpan moulds
- Electric fans
- Auroscopes/patella hammers etc.
- Specialist equipment  
(Physio/OT/ICU/NNU etc.)



PRODUCT INFORMATION	UNIT OF ISSUE	ORDER CODE	NHSSC
Indicator Notes Green	4 x 250 notes	CCIN1000G	FSE123
Indicator Notes Red	4 x 250 notes	CCIN1000R	VJT519
Indicator Tape	Single unit	CCIT100	FSE119
Indicator Tape Dispenser	Single unit	CCIT100D	-

\* Department of Health (2009) High Impact Intervention No. 8 – Care bundle to improve the cleaning and decontamination of clinical equipment in Saving Lives: reducing infection, delivering clean safe care, London: Department of Health.

JEN17212