

Sol-Care[®] Safety Syringe

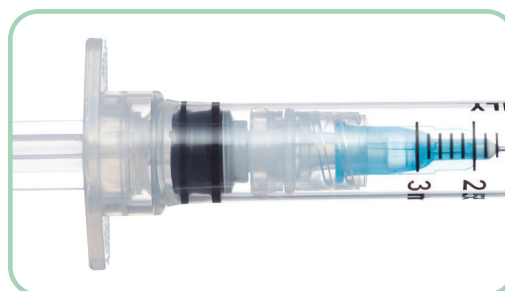
How to Use

1. Attach blunt fill/filter needle.
2. Draw up the medication according to facility protocol.
3. Do not push plunger through the zero line.
4. Exchange needle - remove blunt fill needle, replace by hypodermic needle.
5. Inject the medication according to facility protocol.

How to Activate Safety Mechanism



1. Deliver full dose. To engage the safety mechanism. Push the plunger through zero line until an audible "CLICK" is perceived. This indicates activation of safety mechanism.



2. Pull back the plunger and observe how the needle is being retracted into the barrel.






3. Pull the plunger back to the end of the barrel until another audible "CLICK" is perceived. This indicated the plunger is securely locked in place.



4. Snap off the plunger. Discard barrel into a sharps container and plunger into plastic recycling.

For more information, please contact:

 Sol-Millennium Medical Inc.
311 S Wacker Dr. Suite 4100
Chicago, IL. 60606

 833-637-0857
 info@solm.com

CORP-IN-415-0123